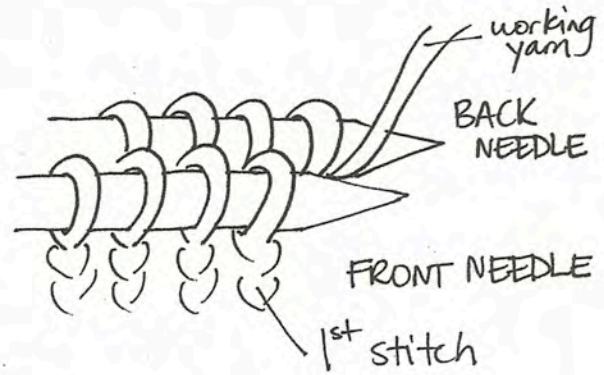



Kitchener Stitch




FRONT NEEDLE

1 "Knit OFF"
Knitwise into 1st stitch on
FRONT NEEDLE

Stitch comes
OFF



2 "Purl"
Purlwise into
1st stitch on
FRONT NEEDLE



SETUP

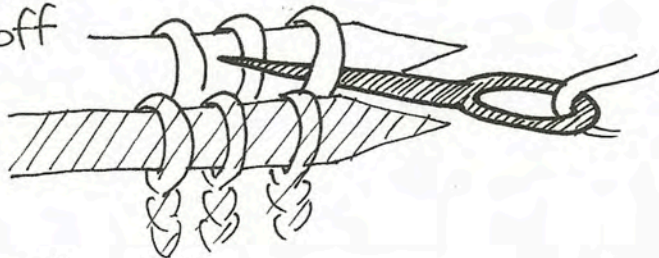
Cut a 15-inch tail
Thread onto
tapestry needle




Do steps
2 and 4 once.

BACK NEEDLE

3 "Purl OFF"
Purlwise into 1st stitch on
BACK NEEDLE
Stitch comes off



4 "Knit"
Knitwise into 1st
stitch on
BACK NEEDLE



Repeat 1-4

TIP: Always keep
working yarn
UNDER needles