


# Appendix: Two-at-a-time on Magic Loop Illustrated Tutorial

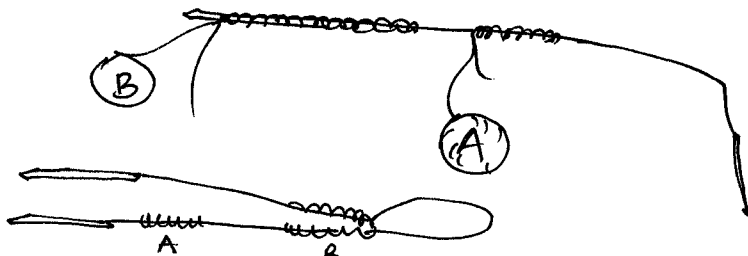


### Cast-on:


Cast on HALF the sts with ball A



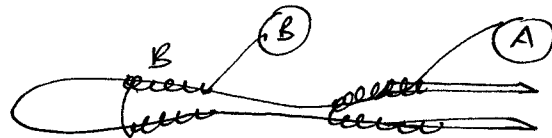
Cast on ALL the sts with ball B



Divide B sts in half



Cast on the OTHER HALF of sts with ball A

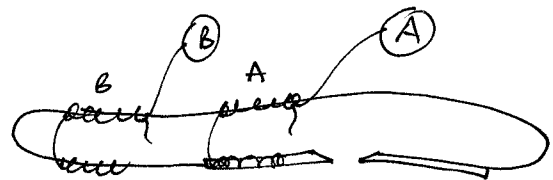


### READY POSITION

- 1) Working yarn on BACK NEEDLE
- 2) Working yarn OUT OF THE WAY

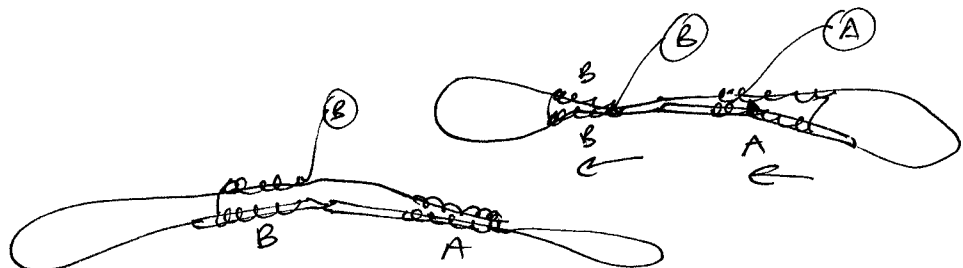
### Knitting:

- 1) Pull BACK NEEDLE OUT and fly it AROUND



- 2) Knit A sts

- 3) Knit B sts



### READY POSITION:

Repeat steps 1-3