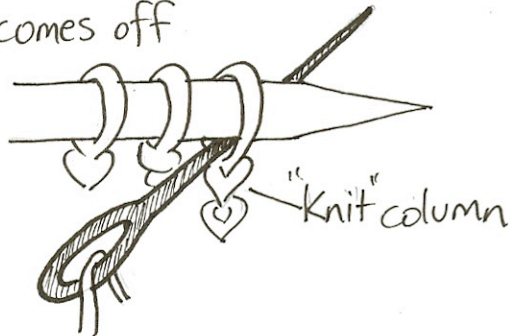


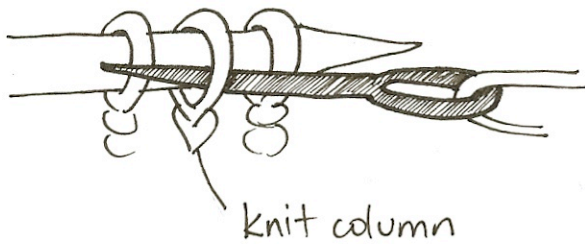
Invisible Ribbed Bind-Off for 1 x 1 rib



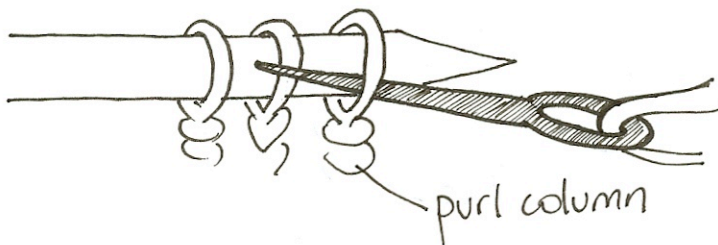
- 1 "Knit OFF"
Knitwise into 1st stitch
Stitch comes off



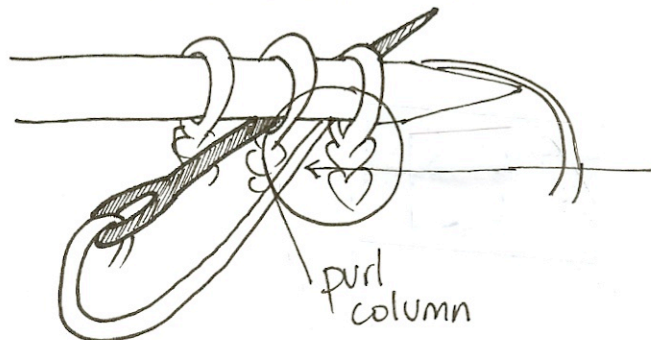
- 2 "Purl"
Purlwise into 2nd stitch



- 3 "Purl OFF"
Purlwise into 1st stitch
Stitch comes off



- 4 "Knit"
Knitwise FROM BEHIND into 2nd stitch



Bring tapestry needle
BETWEEN
1st and 2nd stitches

Repeat 1-4

Setup
Cut a 3-foot-
long tail

Do steps
3 and 4
without removing
any stitches
from needle